

EC TYPE-APPROVAL CERTIFICATE

Communication concerning the:

- type-approval ⁽¹⁾
- ~~extension of type-approval~~ ⁽²⁾
- ~~refusal of type-approval~~ ⁽³⁾
- ~~withdrawal of type-approval~~ ⁽⁴⁾

of a type of a component with regard to Directive 94/20/EC.

Type-approval number ⁽²⁾ : e4*94/20*4121*00

Reason for extension : n.a.

Approval mark : See example of type plate

SECTION I

0.1. Make (trade name of manufacturer) : Bosal

0.2. Type and general commercial description(s) : 048793


0.3. Means of identification of type if marked on the component ⁽³⁾ : Type approval number

0.3.1. Location of that marking : On type plate


0.5. Name and address of manufacturer : Bosal
Tweede industrieweg 4-5-6
4921 XH Made, the Netherlands

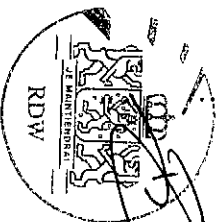
0.7. In the case of components and separate technical units, location and method of affixing of the EEC approval mark : On type plate

0.8. Name(s) and address(es) of assembly plant(s) : See information document
(annex III, item 0.8)



SECTION II

1. Additional information (where applicable) : see Appendix I
 2. Technical service responsible for carrying out the tests : RDW
Test Centre Lelystad
Talingweg 76
8218 NX Lelystad
 3. Date of test report : 17-12-2010
 4. Number of test report : RDW-94/20-6357
 5. Remarks (if any) : see Appendix I
 6. Place : Zoetermeer
 7. Date : 17-12-2010
 8. Signature : 
D.G. Burger
9. The index to the information package lodged with the competent authority that has granted type-approval, which may be obtained on request, is attached:
- Application form relating to Annex III and annexed drawings.
- Drawings and instructions for attachment.
- Fitting instructions.



⁽¹⁾ Delete where not applicable.
⁽²⁾ The EEC type-approval number appearing on this document shall consist of all sections outlined in Annex VII to Directive 70/156/EEC, as last amended by Directive 92/53/EEC. The component itself shall be marked as prescribed in the relevant separate Directive.
⁽³⁾ In the means of identification of type contains characters not relevant to describe the component types covered by this type-approval certificate such characters shall be represented in the documentation by the symbol “?” (e.g. ABC?7123).

APPENDIX I

to EEC type-approval certificate number: e4*94/20*4121*00

concerning the component type-approval of mechanical coupling devices with regard to Directive
94/20/EC.

1. Additional information
- 1.1. Class of the type of coupling : A50-X
- 1.2. Categories or types of vehicles for which the device is designed or restricted : See fitting instructions
- 1.3. Maximum D-value ⁽¹⁾ : 8,40 kN
- 1.4. Maximum vertical load S at the coupling point ⁽¹⁾ : 75 kg
- 1.5. Maximum load U at the fifth wheel coupling point ⁽¹⁾ : --- tonnes
- 1.6. Maximum V-value ⁽¹⁾ : --- kN
- 1.7. Instructions for attachment of the coupling type to the vehicle and photographs or drawings of the fixing points at the vehicle given by the manufacturer; additional information if the use of the coupling type is restricted to special types of vehicles : See fitting instructions
- 1.8. Information on the fitting of special towing brackets or mounting plates ⁽¹⁾ : See fitting instructions
5. Remarks ⁽²⁾ : The installation of the coupling device on the vehicle must be checked according to the requirements given in Annex VII (see Annex I Paragraph 5.10.)

⁽¹⁾ Delete where not applicable.

⁽²⁾ Including information as to whether fifth wheel couplings are unsuitable for positive steering.

